

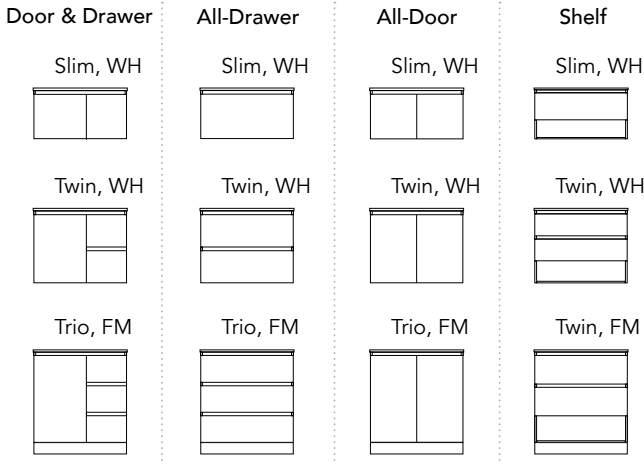
Glacier Full Depth Vanity (Page 1 of 2)

Email: orders@adpaustralia.com.au | Phone: (02) 4271 2444

Store:	Order Date:
Store Contact Name:	Purchase Order Number:
Store Phone Number:	Quote Number: <i>(If applicable)</i>

Notes: _____

1 Vanity Configuration



2 Vanity Size, Top & Configuration

Ceramic Moulded Top

600 Centre Bowl	750 Centre Bowl	750 Left Bowl
750 Right Bowl	900 Centre Bowl	900 Left Bowl
900 Right Bowl	1200 Centre Bowl	1200 Left Bowl
1200 Right Bowl	1200 Double Bowl	1500 Centre Bowl
1500 Double Bowl	1800 Double Bowl	

Cast Marble Moulded Top

600 Centre Bowl	750 Centre Bowl	900 Centre Bowl
900 Left Bowl	900 Right Bowl	1200 Centre Bowl
1200 Double Bowl	1200 Left Bowl	1200 Right Bowl
1500 Centre Bowl	1500 Double Bowl	1800 Centre Bowl
1800 Double Bowl		

Benchtop (All Benchtop Options)

600 Centre Bowl	750 Centre Bowl	750 Left Bowl
750 Right Bowl	900 Centre Bowl	900 Left Bowl
900 Right Bowl	1050 Centre Bowl	1050 Left Bowl
1050 Right Bowl	1200 Centre Bowl	1200 Double Bowl
1200 Left Bowl	1200 Right Bowl	1500 Centre Bowl
1500 Double Bowl	1500 Left Bowl	1500 Right Bowl
1800 Centre Bowl	1800 Double Bowl	1800 Left Bowl
1800 Right Bowl		

Drawer Side (Please select for 750 - 1200 centre bowls, only for Door & Drawer models)

Left Hand Drawers Right Hand Drawers

For custom options, see next page.

3 Vanity Interior & Exterior

Vanity Interior
 Glacier Lite (Fresh White) Glacier Pro (Premium Graphite)

Vanity Exterior
 Woodgrain Silk Polyurethane
 (Excludes shelf models)

Colour: _____
 (Check ADP website for non-standard colours available, surcharges apply).

4 Benchtop & Basin (Ignore if selected ceramic or cast marble moulded tops)

Benchtop
 20mm Cherry Pie 12mm Durasein 20mm Caesarstone Mineral

Colour: _____
 (For benchtop upgrade options - See next page)

Basin - Refer to ADP website for compatibility
 (Only available for benchtop option)

Above-Counter Semi-Inset Inset Under-Counter

Product Code: _____ Colour: _____

Product Name: _____
 (If not using ADP basin please provide current specs)

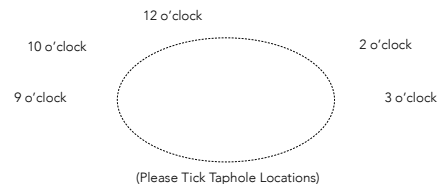
5 Taphole Location

0 tap hole - please specify:

Drilling own Wall Taps In basin

3 tap holes

1 tap hole - please specify location:



6 Handles

Bevel-Grip Handle

Handle Name: _____

Handle Finish: _____ Handle Size: _____
 (Premium handles are included with Pro models at no extra charge, Lite models incur extra charge)

7 Plug & Waste Colour

- | | |
|-------------------------------|----------------------------------|
| Chrome (supplied with vanity) | Brushed Nickel (additional cost) |
| Gloss White (additional cost) | Brushed Brass (additional cost) |
| Matte White (additional cost) | Brushed Copper (additional cost) |
| Matte Black (additional cost) | |

8 Upgrade Options (surcharges apply)

Upgrade Benchtop Thickness

40mm 60mm 90mm

Add splashback to vanity (Min 90mm / Max 250mm)

Height: _____ mm

Add In-Drawer Power Point - Left Drawer Right Drawer

(Not available for Shelf Vanity) Note: Excluding top drawer in Twin & Trio models.

Upgrade to Classic Cabinet Fronts (Polyurethane finish only)

Choose from the following designs:

Shallow Shaker 20



Shallow Shaker 50



Deep Shaker 60



Barn Door



V-Groove 30



V-Groove 90



10 Custom Options (surcharges apply)

Custom Width

Please specify overall benchtop size, cabinet will be made to suit

Width: _____ mm* Min 300mm, Max 2200mm with benchtop
 Max 2400mm cabinet only (no benchtop)

*Total width including infills (if used)

Custom Depth

Please specify overall benchtop size, cabinet will be made to suit

Depth: _____ mm (Min 420mm, Max 520mm with benchtop)

Custom Height

Please specify overall height, excluding benchtop thickness

Slim (380-480mm) **Twin** (481-680mm) **Trio** (681-880mm)

Note: The default Kick Height is 100mm please specify below if custom height is required.

Overall Height: _____ mm Kick Height: _____ mm
 (100-200mm)

Disclaimer:

I understand that this is a made to order product. The manufacturing process of this product will commence within 24 hours of receipt, therefore we are unable to accept alterations or cancellation after 24 hours. *This order form is for store use only*

Customer Signature _____ Date _____

9 Fillers & Infills (surcharges apply)

Against Wall

Use when a drawer is up against a wall or when the wall is out of plumb.

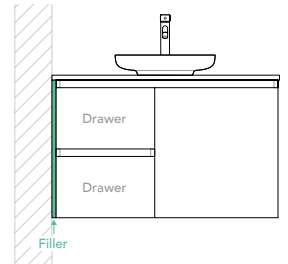
Left Side

Right Side

Filler (no changes will be made to the cabinet, installer to trim filler strip down to size on site if needed)

OR

Infill (reduce the cabinet by 10mm)



OR

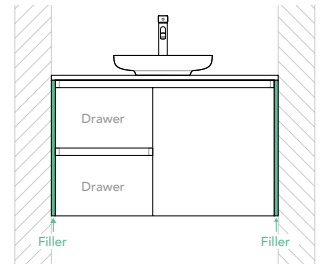
Between Wall*

Use when the vanity is going in between two walls.

Infill x 2

(reduce the cabinet by 20mm)

*Not recommended for use with ceramic tops.



OR

Against Wall with Architrave

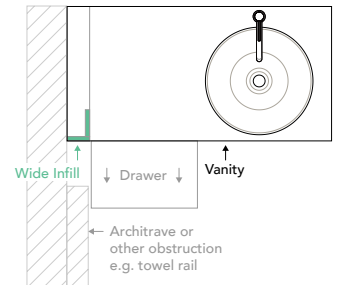
Use when the drawer will not clear an architrave or obstruction (e.g. towel rail).

Wide Infill

60-100mm Infill (please specify):

_____ mm

(Cabinet width adjusted to suit)



11 Vanity Drawing