

Email: orders@adpaustralia.com.au | Phone: (02) 4271 2444

Store:	Order Date:
Store Contact Name:	Purchase Order Number:
Store Phone Number:	Quote Number: <i>(If applicable)</i>

Notes: _____

Size & Configuration

- 900 Left Hand Offset Bowl
- 900 Right Hand Offset Bowl
- 1200 Left Hand Offset Bowl
- 1200 Right Hand Offset Bowl
- 1500 Left Hand Offset Bowl
- 1500 Right Hand Offset Bowl
- 1500 Double Bowl
- 1800 Left Hand Offset Bowl
- 1800 Right Hand Offset Bowl
- 1800 Double Bowl

OR

Custom Height (charges apply)

Please specify overall benchtop size, cabinet will be made to suit

Height: _____ mm (Min 395mm / Max 980mm)

Width & depth cannot be changed.

Please Note: 3L bin is supplied on the left hand door unless otherwise requested.

Cabinet Finish

Woodgrain/Silk

Colour: _____

(Check ADP website for non-standard colours available, surcharges apply).

Polyurethane (please select):

- Gloss White Matte White Matte Black
- Matte Feather Grey

OR

Custom Polyurethane Colour (charges apply)

Paint Colour: _____

Handle

- Bevel-Grip Handle

Handle Name: _____

Handle Finish: _____ Handle Size: _____

Tap Hole

- 10 o'clock Tap Hole
- 2 o'clock Tap Hole
- 0 Tap Hole

OR Cabinet Only (No Benchtop)

Plug & Waste Colour

- | | |
|-------------------------------|----------------------------------|
| Chrome (supplied with vanity) | Brushed Nickel (additional cost) |
| Gloss White (additional cost) | Brushed Brass (additional cost) |
| Matte White (additional cost) | Brushed Copper (additional cost) |
| Matte Black (additional cost) | |

Upgrade Options (surcharges apply)

Add In-drawer Power Point

- Left Drawer Right Drawer

Fillers & Infills (surcharges apply)

Against Wall

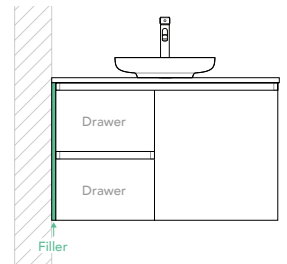
Use when a drawer is up against a wall or when the wall is out of plumb.

- Left Side Right Side

Filler (no changes will be made to the cabinet, installer to trim filler strip down to size on site if needed)

OR

Infill (reduce the cabinet by 10mm)



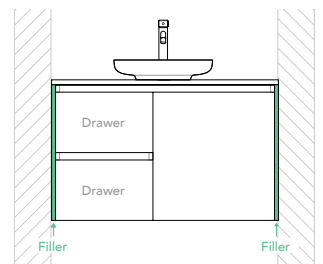
OR

Between Wall*

Use when the vanity is going in between two walls.

Infill x 2
(reduce the cabinet by 20mm)

**Not recommended for use with ceramic tops.*



OR

Against Wall with Architrave

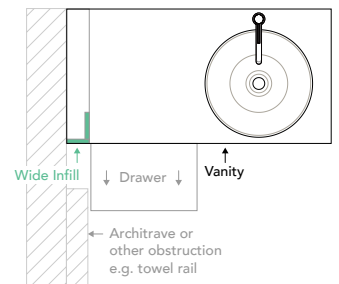
Use when the drawer will not clear an architrave or obstruction (e.g. towel rail).

Wide Infill

60-100mm Infill (please specify):

_____ mm

(Cabinet width adjusted to suit)



Disclaimer:

I understand that this is a made to order product. The manufacturing process of this product will commence within 24 hours of receipt, therefore we are unable to accept alterations or cancellation after 24 hours. **This order form is for store use only**

Customer Signature _____ Date _____