

Email: orders@adpaustralia.com.au | Phone: (02) 4271 2444

Store:	Order Date:
Store Contact Name:	Purchase Order Number:
Store Phone Number:	Quote Number: <i>(If applicable)</i>

Notes: _____

Size

- | | |
|-----------------------|------------------|
| 600 Centre Bowl | 1500 Centre Bowl |
| 750 Left Offset Bowl | 1500 Double Bowl |
| 750 Right Offset Bowl | 1800 Centre Bowl |
| 900 Centre Bowl | 1800 Double Bowl |
| 1200 Centre Bowl | |

Please note: For 1500 and 1800 models the Power Point comes standard in the right hand drawer unless otherwise requested.

Drawer Side (please select for 900 and 1200):

- Left Hand Side
 Right Hand Side

OR

Custom Size (charges apply)

Please specify overall benchtop size, cabinet will be made to suit

Width: _____ mm Min 540mm, Max 2200mm with benchtop
Max 2400mm cabinet only (no benchtop)

Depth: _____ mm (Min 320mm / Max 520mm)

Height: _____ mm (Min 380mm / Max 480mm)

Cabinet Finish

- Matte White
- Matte Feather Grey
- Matte Black

OR

Custom Colour (charges apply)

Paint Colour: _____

Handle

(Please refer to ADP website for handle suitability)

- Bevel-Grip
 Handle

Handle Name: _____

Handle Finish: _____ Handle Size: _____

Please note: premium handles are included at no extra charge

60mm Benchtop & Splashback Finish

- Cherry Pie
 Durasein
 Caesarstone Mineral

Colour: _____

OR

Cabinet only (No benchtop)

250mm Splashback (no extra cost):

- Yes
 No

Basin

Name: _____

Code: _____

Colour: _____

Style (please select):

Inset & Under-Counter
ADP Basins Only

- Above-Counter
 Semi-Inset
 Inset
 Under-Counter

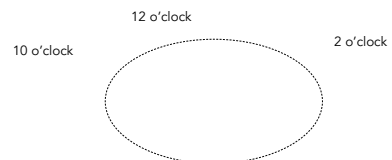
Tap Hole Location

0 tap hole - please specify:

- Drilling own
 Wall Taps
 In basin

3 tap holes

1 tap hole - please specify location:



Plug & Waste Colour

- | | |
|--|---|
| <input type="checkbox"/> Chrome (supplied with vanity) | <input type="checkbox"/> Brushed Nickel (additional cost) |
| <input type="checkbox"/> Gloss White (additional cost) | <input type="checkbox"/> Brushed Brass (additional cost) |
| <input type="checkbox"/> Matte White (additional cost) | <input type="checkbox"/> Brushed Copper (additional cost) |
| <input type="checkbox"/> Matte Black (additional cost) | |

Fillers & Infills (surcharges apply)

Against Wall

Use when a drawer is up against a wall or when the wall is out of plumb.

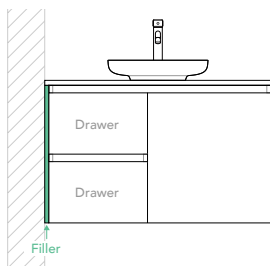
Left Side

Right Side

Filler (no changes will be made to the cabinet, installer to trim filler strip down to size on site if needed)

OR

Infill (reduce the cabinet by 10mm)



OR

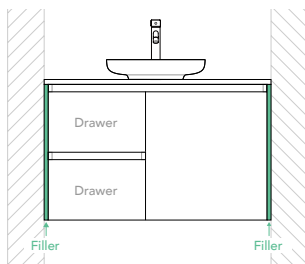
Between Wall*

Use when the vanity is going in between two walls.

Infill x 2

(reduce the cabinet by 20mm)

**Not recommended for use with ceramic tops.*



OR

Against Wall with Architrave

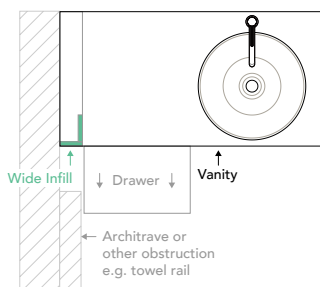
Use when the drawer will not clear an architrave or obstruction (e.g. towel rail).

Wide Infill

60-100mm Infill (please specify):

_____ mm

(Cabinet width adjusted to suit)



Disclaimer:

I understand that this is a made to order product. The manufacturing process of this product will commence within 24 hours of receipt, therefore we are unable to accept alterations or cancellation after 24 hours. **This order form is for store use only**

Customer Signature _____ Date _____